

# Mobile Equipment Safety

# PLANNING THE JOB

## Hazard Assessment

- DO YOU HAVE THE RIGHT EQUIPMENT?
- ARE THERE HAZARDS TO BE AVOIDED?
- IS THE GROUND AREA STRONG ENOUGH TO SUPPORT THE EQUIPMENT?
- ARE THERE ANY UNUSUAL WEATHER CONDITIONS?
- IS THE AREA CLEAR OF PEOPLE?
- DID YOU DO YOUR PRE-OPERATIONAL INSPECTION?

Do a 360 degree walk around\* the machine before climbing into the cab to operate it.

\*This walk around should be done not only for the pre-operational inspection but also every time an operator goes to climb into the seat of the equipment. By doing this simple walk around the mobile equipment an operator can be sure that there is no one, no other vehicles, no scrap, and no other hazards in their working radius.







# Operational Precautions

Always follow the three point rule when climbing up, down, on, and off of any piece of mobile equipment.



# Equipment Blind Spots



Remember that your equipment has many blind spots. Do not operate your machine until you **KNOW** that no person OR obstruction is near by. **ALWAYS** be sure to take the time to stop and look!

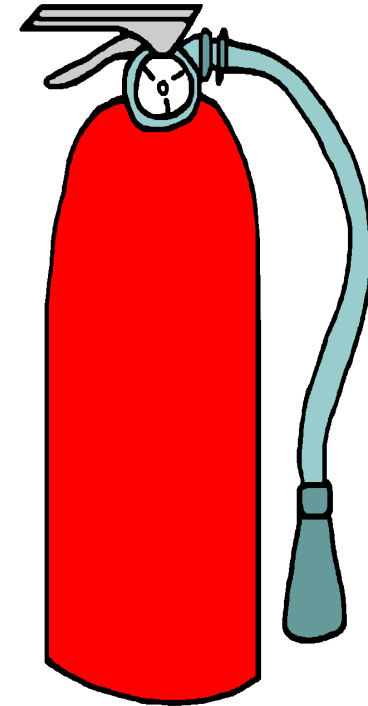
# *Hydraulic Pressure*

- Be aware of hydraulic leaks and the pressure behind them.
- A small pin hole leak can cut you like a razor.
- If you get cut or injected with hydraulic oil seek medical attention immediately.



# *Fire Extinguisher*

- Fire Extinguishers must be Dry Chemical Extinguishers.
- Operators must have easy access to the extinguisher and be familiar with how to use it properly.
- Check your fire extinguishers on a regular basis to be sure that the dry chemical inside does not become packed down tightly in the can.



**Type 10 BC**

# **Cell phone use and texting**

**WHAT IS YOUR  
POLICY?**



# Overhead and Lateral Hazards

## KNOW YOUR SURROUNDINGS

Pay attention to the surroundings above, laterally, and at ground level.

Buildings, bridges, power lines, conveyor systems, and ground hazards all pose issues to mobile equipment operators.

# Operational Precautions

- **WARNING:**
- Never approach power lines with any part of your machine. Be sure to follow all local, state and federal (OSHA) required safety regulations. Use extreme caution.




# Parking & shut down

- Always park away from hazards.
- Follow shut down (idle down) procedures according to the OEM.



## • **SIDE TIP-OVERS:**

- An unloaded truck can tip over more easily than a loaded truck with the load lowered for travel.
  - Never turn on a ramp
  - Slow down for turns
  - Wear your seatbelt at all times
- **Never try to jump out.** There is not enough time for you to clear the truck.
- If your truck begins to tip sideways, whatever you do, stay in the truck. Hold on tight. Brace your feet. Lean away from the direction of the tip.



**HAZARD AREAS:**

No person should ever stand under an elevated lifting system at any time.

Never elevate a person using the forks or bucket as a platform.



- **AUTHORIZED PERSONNEL:** Only authorized personnel may operate powered industrial trucks. The operator must be trained to drive the powered industrial truck and they must thoroughly understand the procedures for safe operation.
- **NO RIDERS:** A powered industrial truck is built for only one person - the operator. No riders are allowed on a lift at any time.



- **SAFE TRAVELING GUIDELINES:**

- ALWAYS WEAR YOUR SEATBELT (NO EXCEPTIONS)
- ALWAYS TRAVEL AT SAFE SPEEDS
- ALWAYS LOOK IN THE DIRECTION OF TRAVEL
- IF LOAD IS OBSTRUCTING YOUR VIEW, TRAVEL BACKWARDS
- MAKE SURE OF SAFE CLEARANCES AT ALL TIMES
- TRAVEL SLOWLY ON WET OR ICY SURFACES
- BE CAUTIOUS OF MATERIAL PROTRUDING FROM SIDES OF LOAD
- NEVER BLOCK EXITS, FIRE EXTINGUISHERS, OR ELECTRICAL BOXES WITH YOUR LIFT TRUCK.
- ALWAYS LOOK BEHIND YOU BEFORE BACKING
- IF AT ANY TIME A POWERED INDUSTRIAL TRUCK IS FOUND TO BE IN NEED OF REPAIR, DEFECTIVE, OR IN ANY WAY UNSAFE, THE TRUCK SHALL BE TAKEN OUT OF SERVICE UNTIL IT HAS BEEN RESTORED TO SAFE OPERATING CONDITION.

# **FACT:**

**The cleaner the equipment is, the easier it will be to inspect.**

**we clean to inspect,  
we inspect to detect,  
we detect to correct,  
we correct to perfect.**



**Be sure to apply these safety guidelines and other manufacturer and company recommended guidelines to all of the mobile equipment that is in operation at your plant.**

**Forklifts, Skidsteers,  
Aerial Work Platforms,  
Railcars, Wheel Loaders,  
Material Handlers, Cranes,  
Yard Trucks, Fleet Trucks,  
Golf Carts, and other Yard  
and/or Customer Vehicles.**

# Question #1

The hand holds and steps provided by the manufacturer should always be used to safely mount and dismount a material handler.

True or False

## Question #2

A mobile equipment operator shall accept an emergency stop signal from anyone.

True or False

# Question #3

An operator should do this before operating an unfamiliar piece of equipment:

- A) Be sure all personal belongings are stored in material handler
- B) Read and understand operators manual for material handler
- C) Start the machine immediately and try the controls
- D) Exceed the machine's capacity

# Question #4

What are lubricants?

- A) Friction increasing substances
- B) Friction decreasing substances
- C) Permanent water repellants
- D) Permanent corrosion inhibitor

# Question #5

Why is a daily inspection performed on mobile equipment?

- A. To satisfy a legal requirement
- B. To keep the operator busy
- C. A supervisory requirement
- D. To ensure that it is safe for operation

# Question #6

When a pedestrian is approaching the working radius of mobile equipment in operation what should they do?

- A) Use caution as they pass by the area quickly.
- B) Trust that the operator sees them.
- C) Hope for the best.
- D) Wait for the operator to invite them into and past the operating radius of the machine.

# Question #7

Open bay doorways are an example of:

- A. Overhead hazards
- B. Lateral hazards
- C. Potential accident zones
- D. All of the above



# Question #8

Who is responsible for visitors and pedestrians in the facility?

- A) The plant manager
- B) The area supervisor
- C) The equipment operators
- D) All of the above

# Question #9

Who has the responsibility for safely operating mobile equipment at your plant?

- A) Supervisor
- B) Laborer
- C) Mobile equipment operator
- D) Sub-contractor

# Question #10

All lift equipment has  
limitations.

True or False

# Question #11

Proper ground support is a major part of any mobile equipment lifting system.

True or False

# Question #12

What is the essential component of any Preventive Maintenance program?

- A) Computer systems
- B) Operators
- C) Time between maintenance items
- D) Proper inspection of equipment

# Question #13

Federal OSHA regulations require at least ten (10) feet\* clearance from lines carrying up to 50,000 volts.

**\*Your State OSHA plan or Company Regulations may require distances further than the Federal OSHA requirements.**



True or False